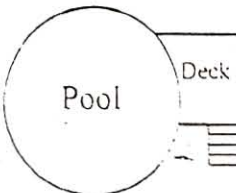
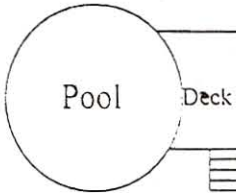
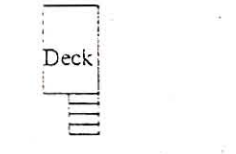
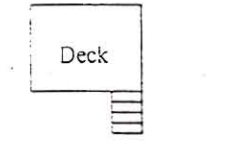
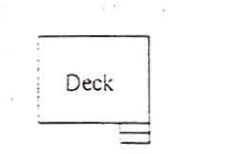
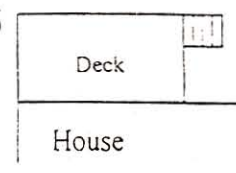
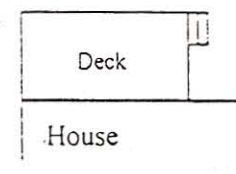
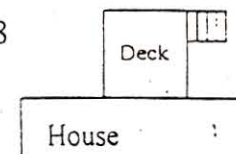


Deck Permit Requirements

1		Not Adjacent to House Deck: <10 square meters >600mm high	No Permit Required	Deck is less than 10 square meters therefore it is not considered a structure under the Building Code Act. (Pool Enclosure Permit required).
2		Not Adjacent to House Deck: >10 square meters >600mm high	Permit Required	Deck is greater than 10 square meters therefore it is considered a structure under the Building Code Act. (Pool Enclosure Permit also required).
3		Not Adjacent to House <10 square meters >600mm high	No Permit Required	Deck is less than 10 square meters therefore it is not considered a structure under the Building Code Act.
4		Not Adjacent to House >10 square meters >600mm high	Permit Required	Deck is greater than 10 square meters therefore it is considered a structure under the Building Code Act.
5		Not adjacent to House >10 square meters <600mm high	No Permit Required	Deck is greater than 10 square meters, the deck height is less than 600mm above existing grade.
6		Adjacent to House >10 square meters >600mm high	Permit Required	Deck is greater than 10 square meters, the deck height is greater than 600mm above existing grade and also considered part of the house.
7		Adjacent to House >10 square meters <600mm high	No Permit Required	Deck is greater than 10 square meters, the deck height is less than 600mm above existing grade.
8		Adjacent to House <10 square meters >600mm high	Permit Required	Deck (including front entrance) is less than 10 square meters, the deck height is greater than 600mm above existing grade and also is considered part of the house.